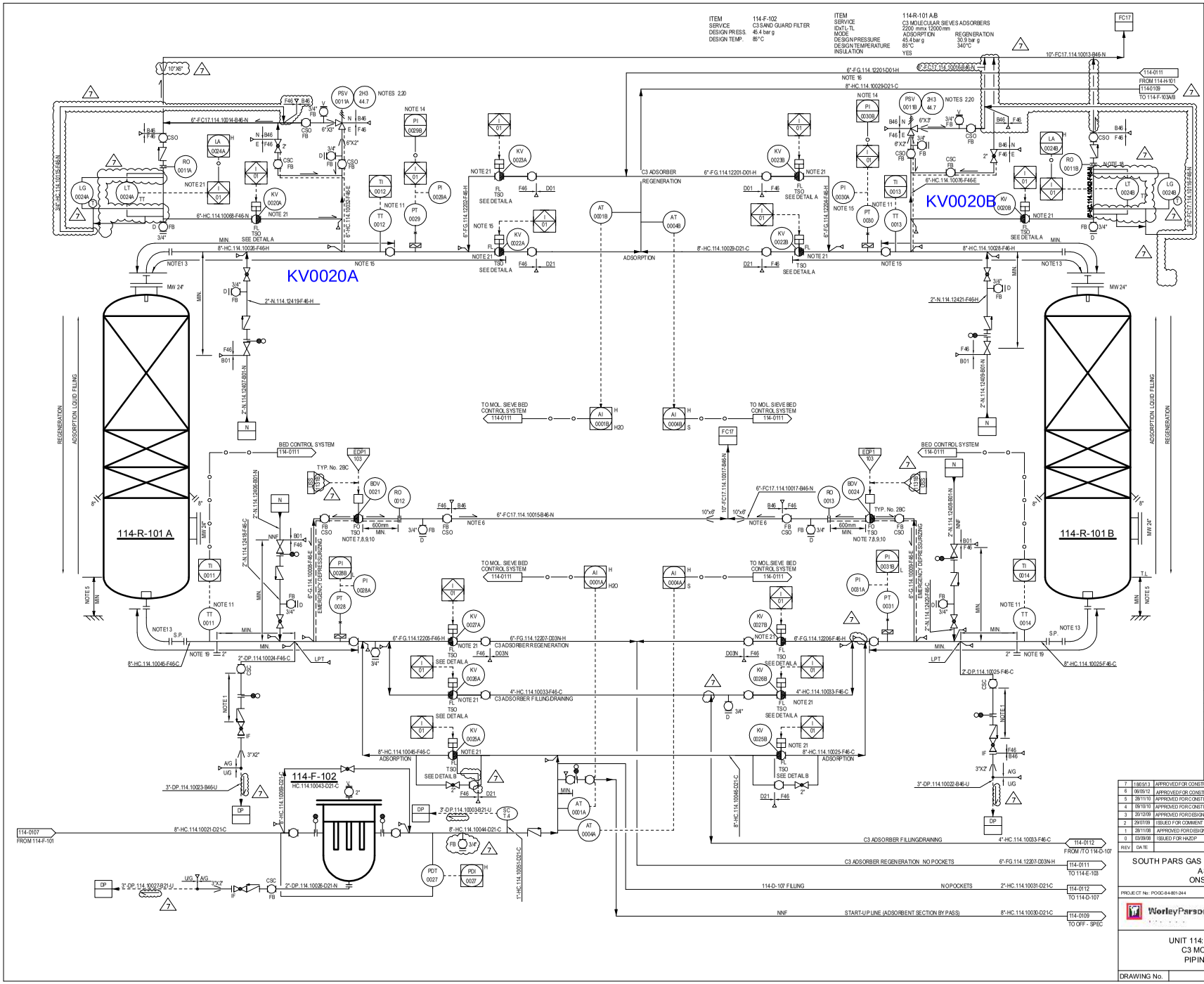

NOTES

1- PRESENCE OF LPG. POSSIBILITY OF FREEZING VALVES IN CASE OF MISOPERATION MINIMUM DISTANCE BETWEEN TWO VALVES SHALL BE 600mm.
2 - PSV CONNECTED AT HIGH POINT AS CLOSE AS POSSIBLE TO ADSORBERS OUTLET.
3 - DELETED.
4 - DELETED.
5 - PROVIDE ENOUGH SPACE FOR ADSORBENT UNLOADING.
6- TWO PHASES FLOW LINES,NEED FOR REINFORCED ANCHORING.
7 - VALVE EQUIPPED WITH AIR RESERVE.
8 - FIRE RESISTANT VALVE (ALL INSTRUMENTS, BOX, PROTECTION, TUBING, CABLES, ETC... WILL BE SELECTED AND CLASSIFIED ACCORDING TO THIS PROTECTION).
9 - AIR RESERVE TO BE SIZED TO BE ABLE TO MAINTAIN THE VALVE CLOSED DURING 30 MINUTES OF INSTRUMENT AIR FAILURE.
10- VALVE TO BE LOCATED AT HIGH POINT
11- MINIMUM DISTANCE FROM C3 MOLECULAR SIEVES ADSORBERS.
12- DELETED.
13- REMOVABLE ELBOW.
14- IF PRESSURE <20 bar g DURING LIQUID FILLING PHASE, CLOSE KV ON ADSORBER'S PSV BY-PASS LINE.
15- THESE LINES MUST BE INSULATED INCLUDING ALL VALVES INSULATION THICKNESS SHALL TAKE INTO ACCOUNT THAT HIGH TEMPERATURE IS OBTAINED BATCHWISE (NOT ON CONTINUOUS OPERATION).
16- LINE LENGTH BETWEEN ADSORBERS AND ELECTRICAL HEATER SHALL BE MINIMIZED (15 m MAXIMUM), NO POCKETS.
17- TIGHTNESS TESTS OF ALL KV VALVES TO BE PERFORMED ON A REGULAR BASIS.
18- DETAILED ENGINEERING CONTRACTOR SHALL CHECK THAT WITH INSTALLED RO, FUEL GAS FLOW THROUGHT RO DOES NOT EXCEED THE FLUIDISATION LIMIT.
19- OPEN DRAIN CONNECTION.
20- SPARE RELIEF VALVE STORED IN WARE HOUSE.
21- RISING STEM BALL VALVE.

GENERAL NOTES

ALL INSTRUMENT TAGS TO READ.

LETTERS	NUMBER
1141 FFFF	NNNN

DETAIL A (ON/OFF VALVE)

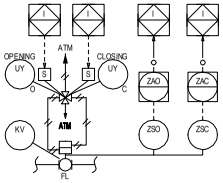

DETAIL B (RAMP OPENING VALVE)

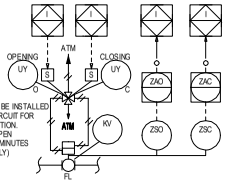

A RAMP SHALL BE INSTALLED ON THE AIR CIRCUIT FOR OPENING POSITION. (CLOSED TO OPEN POSITION IN 2 MINUTES APPROXIMATELY)

THIS P&ID IS BASED ON DRAWING NO. 114-5PD-8/13 SUPPLIED BY AXENS.

HOLDS

1 - DELETED.
2 - DELETED.

EQUIPMENT LIST

FILTER	ADSORBER		
114-F-102	114-R-102A,B		

UTILITY PID NUMBER

FC17	PID-1718-186-0040-0004	N	PID-1718-186-0040-0002
DP	PID-1718-186-0040-0005		

REV.	DATE	DESCRIPTION	ORIGI	PREPD	CHKD	APPRD	AUTHD
7	13/01/13	APPROVED FOR CONSTRUCTION	OIEC	SD	SM	SM	RM
6	06/09/12	APPROVED FOR CONSTRUCTION	OIEC	SM	MHM	SM	RM
5	28/11/10	APPROVED FOR CONSTRUCTION	OIEC	SM	MA	MMF	AAP
4	09/10/10	APPROVED FOR CONSTRUCTION	OIEC	SM	MA	MMF	AAP
3	20/12/09	APPROVED FOR DESIGN	OIEC	SM	MA	MMF	AAP
2	28/07/09	ISSUED FOR COMMENT	OIEC	SM	MA	MMF	AAP
1	28/11/08	APPROVED FOR DESIGN	WP	SH	AI	RRW	RC
0	03/09/08	ISSUED FOR HAZOP	WP	SH	AI	RRW	RC

SOUTH PARS GAS FIELD DEVELOPMENT PHASES 17&18
ASSALUYEH-IRAN
ONSHORE FACILITIES

POGC

PROJECT No: POGC-8-4-801-244 | DOC. CLASS 1 | SCALE: N/A

WorleyParsons | IDRO | OIEC | IOEC

UNIT 114: PROPANE TREATMENT AND DRYING
C3 MOLECULAR SIEVES ADSORBERS
PIPING AND INSTRUMENT DIAGRAM

DRAWING No. PID-1718-114-0030-0108 | REVISION 7